

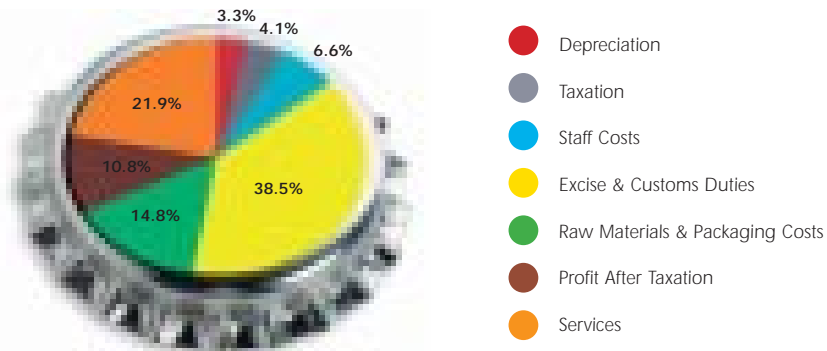
FINANCIAL HIGHLIGHTS

	Year ended 30.6.2003	Year ended 30.6.2002	Year ended 30.6.2001	Year ended 30.6.2000	18 months ended 30.6.1999
	RM'000	RM'000	RM'000	RM'000	RM'000
Revenue	725,371	701,354	693,917	618,940	1,042,440
Profit before Taxation	107,363	93,718	78,448	67,352	182,407
Taxation	29,357	21,317	19,767	6,399	40,594
Profit after Taxation	78,006	72,401	58,681	60,953	141,813
Dividends	84,831*	82,655*	82,653*	54,377	150,082*
Net Dividend per 50 sen stock unit (sen)	28.1*	27.4*	27.4*	18.0	49.7*
Earnings per 50 sen stock unit (sen)	25.8	24.0	19.4	20.2	46.9
Reserves	146,200	124,748**	166,665	134,085	127,509
Shareholders' funds	297,249	275,797**	317,714	285,134	278,558
Net tangible assets per 50 sen stock unit (sen)	98.4	91.3	105.2	94.4	92.2

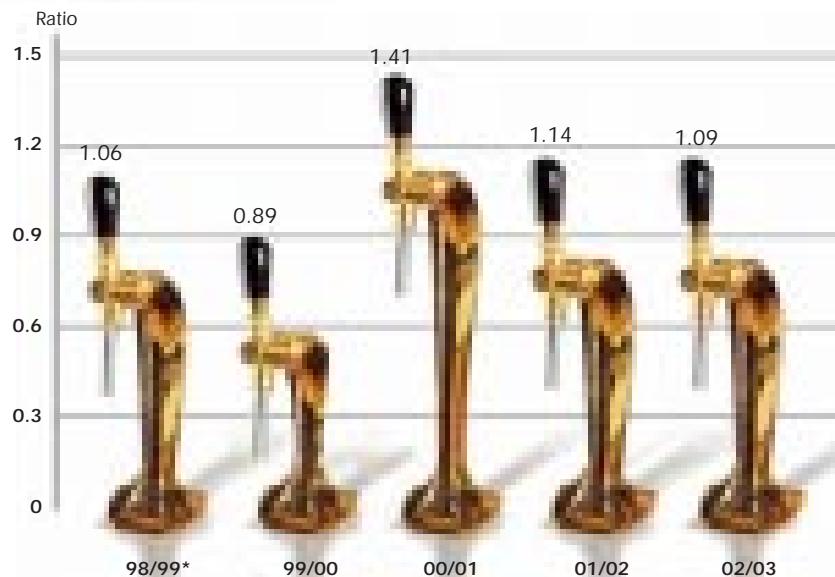
* Includes special dividends

** With prior year adjustments

Disposal of Revenue




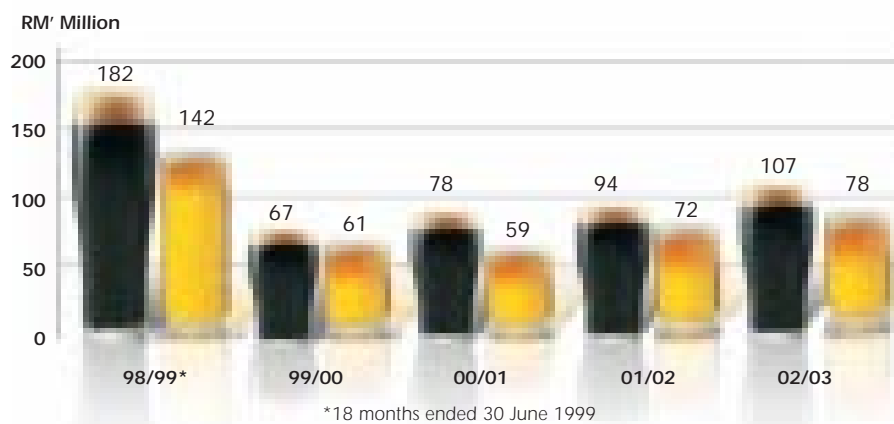

Net Dividend/
Profit After Tax



*18 months ended 30 June 1999



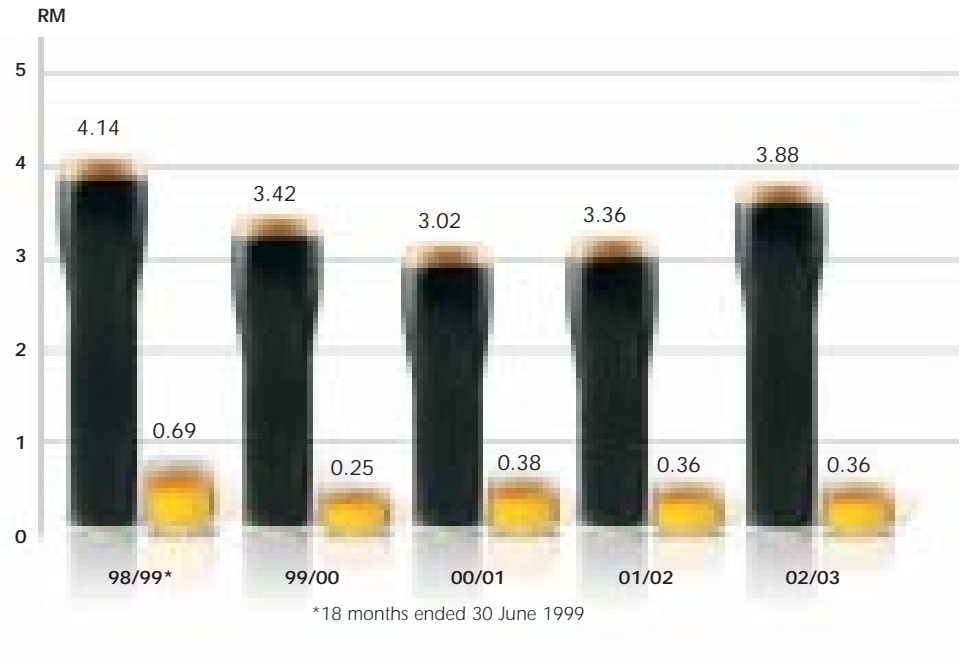
FINANCIAL HIGHLIGHTS



FINANCIAL HIGHLIGHTS

Share Price
at last date of
financial year

Gross
Dividend



Earnings
Per Share

