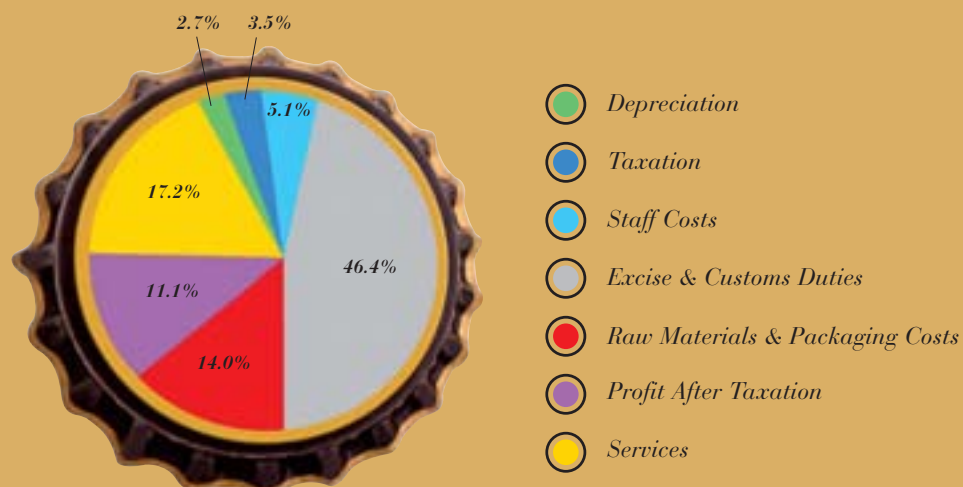


# Financial Highlights

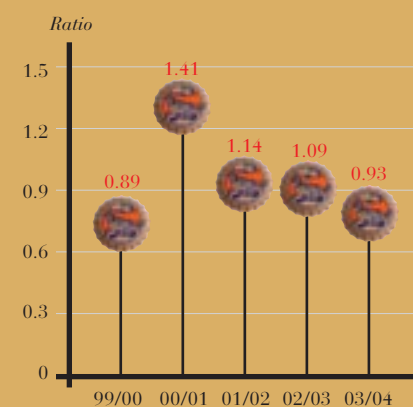
	Year ended 30.6.2004 RM'000	Year ended 30.6.2003 RM'000	Year ended 30.6.2002 RM'000	Year ended 30.6.2001 RM'000	Year ended 30.6.2000 RM'000
<b>Revenue **</b>	886,208	796,595	788,060	777,198	682,441
<b>Profit before Taxation</b>	129,254	107,363	93,718	78,448	67,352
<b>Taxation</b>	30,835	29,357	21,317	19,767	6,399
<b>Profit after Taxation</b>	98,419	78,006	72,401	58,681	60,953
<b>Dividends</b>	91,837*	84,831*	82,655*	82,653*	54,377
<b>Net Dividend per 50 sen stock unit (sen)</b>	30.4*	28.1*	27.4*	27.4*	18.0
<b>Earnings per 50 sen stock unit (sen)</b>	32.6	25.8	24.0	19.4	20.2
<b>Reserves</b>	159,064	146,200	124,748	166,665	134,085
<b>Shareholders' funds</b>	310,113	297,249	275,797	317,714	285,134
<b>Net tangible assets per 50 sen stock unit (sen)</b>	103.0	98.4	91.3	105.2	94.4

\* Includes special dividends  
\*\* Revenue has been restated

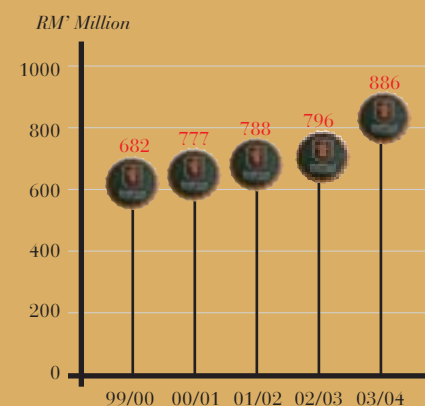
## Disposal of Revenue



## Net Dividend / Profit After Tax

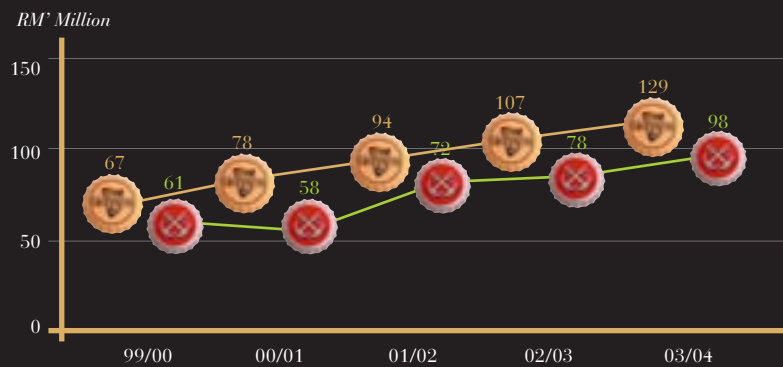


## Revenue

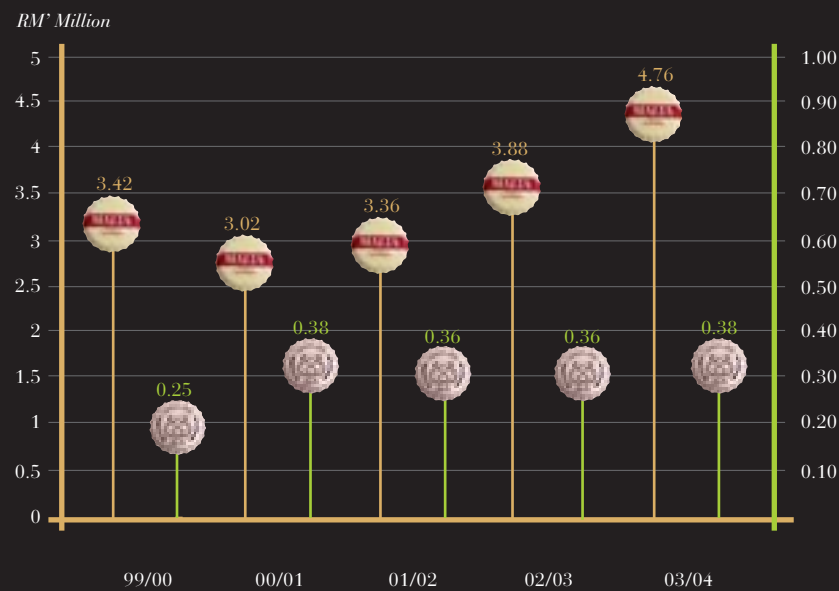


# Financial Highlights

 *Profit Before Tax*       *Profit After Tax*



 *Share Price at last date of financial year*       *Gross Dividend*



 *Earnings Per Share*

